

#1 While playing musical chairs, a chart was made for how many chairs several of the kids sat in before they were eliminated. Use the data below to complete the pictograph.

Chairs Sat In			
Name	Mason	Madison	Connor
Chairs	4	3	9



Show your work

#2 Gabriel made a table of the number tigers he saw on safari. Use the data below to complete the pictograph.

Tigers Seen			
Day	Monday	Tuesday	Wednesday
Tigers	9	8	7



Show your work

#3 Tyler is a galactic explorer looking for habital planets and has arrived at a new solar system, Gliese 581. He wants to mark the number of moons around each planet in a graph. Use the data below to complete the pictograph.

Moons Around Planets			
Planet	Gliese 581 b	Gliese 581 c	Gliese 581 d
Moon	5	0	10



Show your work

#4

Nathan made a table of the baskets he made at practice. Use the data below to complete the pictograph.


Baskets made			
Day	Monday	Tuesday	Wednesday
Baskets	9	9	2



#7

Brianna is a galactic explorer looking for habital planets and has arrived at a new solar system, Gliese 581. She wants to mark the number of moons around each planet in a graph. Use the data below to complete the pictograph.

Moons Around Planets			
Planet	Gliese 581 b	Gliese 581 c	Gliese 581 d
Moon	1	9	4




Show your work

#8

The grade 4 class at Maya Elementary School made a chart of the number of presents each of them gave for Christmas. Use the data below to complete the pictograph.

Presents Given			
Name	Anna	Chloe	Gavin
Number	6	1	5




Show your work

#9

Logan made a table of the baskets he made at practice. Use the data below to complete the pictograph.

Baskets made			
Day	Monday	Tuesday	Wednesday
Baskets	0	4	5



Show your work

#10

Darren made a table of the number tigers he saw on safari. Use the data below to complete the pictograph.

Tigers Seen			
Day	Monday	Tuesday	Wednesday
Tigers	5	1	7




Show your work

#11

The grade 4 class at Abigail Elementary School made a chart of the number of presents each of them gave for Christmas. Use the data below to complete the pictograph.

Presents Given			
Name	Caden	Mason	Nathan
Number	2	2	9



Show your work

#12

Avery is covered in ants. The table below shows where on her body the ants are located. Use the data below to complete the pictograph.

Ant Location			
Location	Arm	Stomach	Leg
Number of Ants	7	9	1



Show your work

Question	Answer
#1	4, 3, 9
#2	9, 8, 7
#3	5, 0, 10
#4	9, 9, 2
#5	4, 8, 1
#6	9, 7, 7
#7	1, 9, 4
#8	6, 1, 5
#9	0, 4, 5
#10	5, 1, 7
#11	2, 2, 9
#12	7, 9, 1