




#1

Is this shape a parallelogram?




☐ Yes

☐ No

Show your work

#2

Is this shape a quadrilateral?




☐ No

☐ Yes

Show your work

#3

Is this shape a rectangle?



☐ Yes

☐ No

Show your work



#4

Is this shape a rectangle?

☐

No

☐

Yes

Show your work

#5

Is this shape a quadrilateral?

☐

Yes


☐

No

Show your work

#6

Is this shape a quadrilateral?

☐

Yes

☐


No

Show your work



#7

Is this shape a rectangle?

☐

No

☐

Yes

Show your work

#8

Is this shape a quadrilateral?

☐

Yes


☐

No

Show your work

#9

Is this shape a rhombus?

☐

No

☐


Yes

Show your work



#10

Is this shape a quadrilateral?



☐ No

☐ Yes

Show your work

#11

Is this shape a parallelogram?




☐ Yes

☐ No

Show your work

#12

Is this shape a parallelogram?



☐ No

☐ Yes

Show your work

Question	Answer
#1	choice 1
#2	choice 2
#3	choice 2
#4	choice 2
#5	choice 1
#6	choice 1
#7	choice 2
#8	choice 1
#9	choice 1
#10	choice 2
#11	choice 1
#12	choice 2