


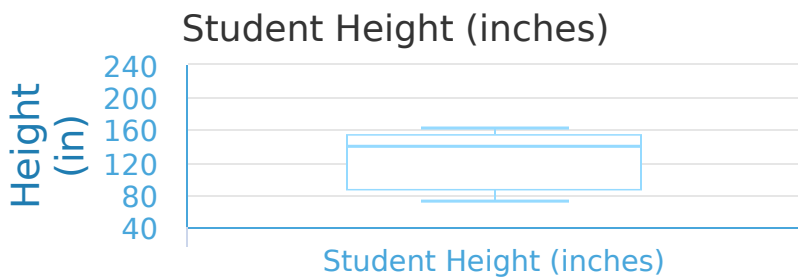
#1 The graph below compares the length of local and international phone calls made. What percentage of phone calls are 100 minutes or more?



- 100% 50%
 75% 0%

Show your work

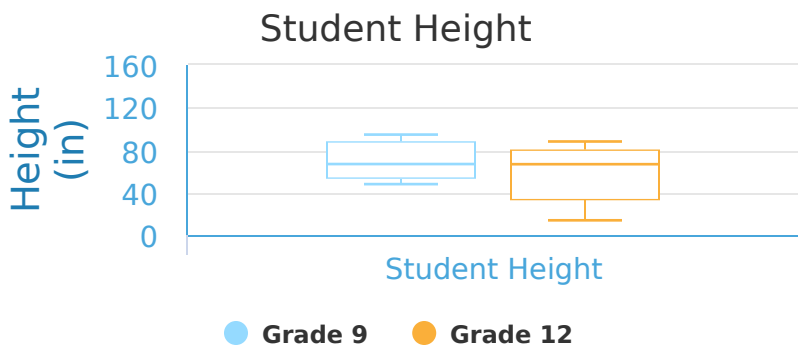
#2 Below is a graph that shows the heights of all of the grade 9 and grade 12 students at Meadow High. What percentage of people are 170 inches tall or less?



- 50% 25%
 75% 0%

Show your work

#3 Below is a graph that shows the heights of all of the grade 9 and grade 12 students at Meadow High. Which group has a range that is higher?

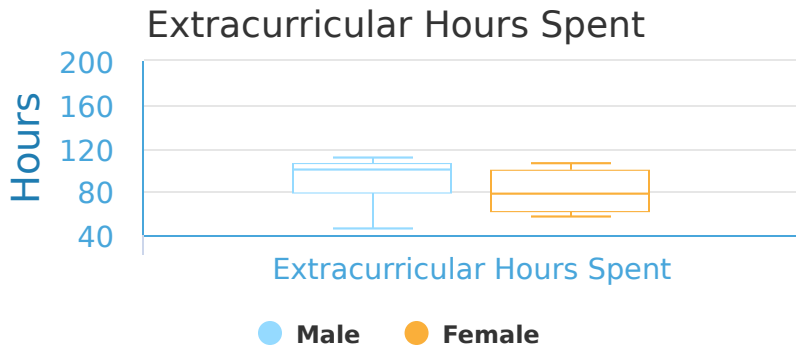


- Grade 12 Grade 9 They are equal

Show your work

#4

A school makes the following graphs to show how many extracurricular activities boys and girls participate in. Which gender has a maximum value that is lower?




- Male
 They are equal
 Female

Show your work

#5

The graph below compares the length of local and international phone calls made. Which grouping has a range that is lower?

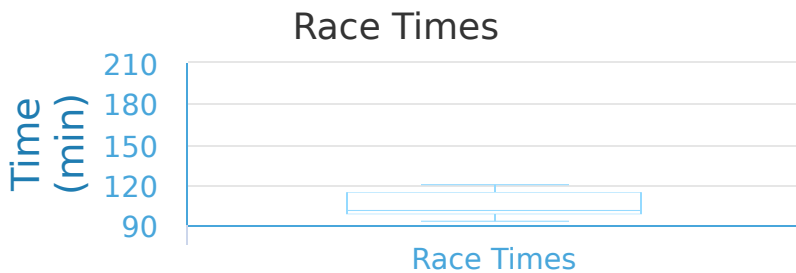


- Local
 International
 They are equal

Show your work

#6

A local sports store hosted a race in which people could choose to run 5 kilometers or 10 kilometers. Below is the chart of the times it took people of both sections to finish. What is the range?



- 20 minutes 80 minutes
 70 minutes 100 minutes

Show your work

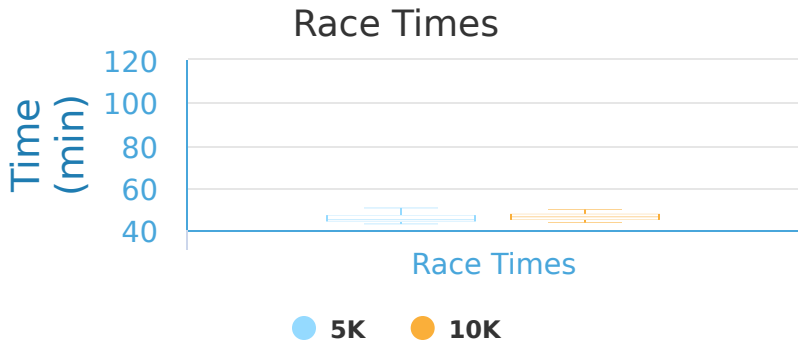
#7 Two classes competed to see how many books their students read in a year. These box-and-whisker plots show the results. What is the range?



- 10 books
- 90 books
- 100 books
- 110 books

Show your work

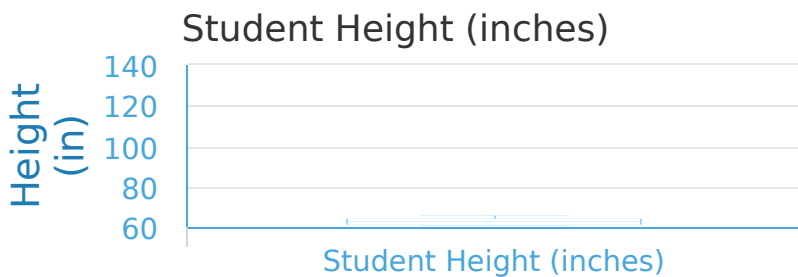
#8 A local sports store hosted a race in which people could choose to run 5 kilometers or 10 kilometers. Below is the chart of the times it took people of both sections to finish. Which group has a range that is higher?



- 5K
- They are equal
- 10K

Show your work


#9 Below is a graph that shows the heights of all of the grade 9 and grade 12 students at Meadow High. What percentage of people are 70 inches tall or less?



- 50%
- 25%
- 0%
- 100%

Show your work

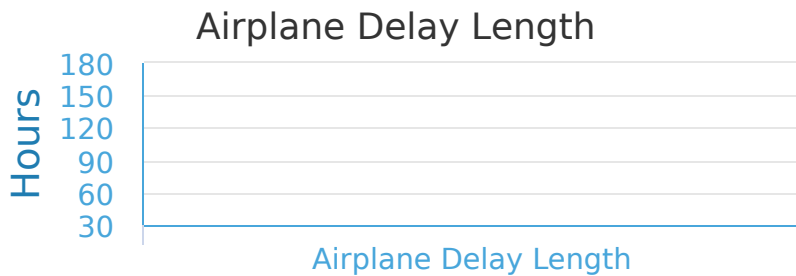
#10 Two classes competed to see how many books their students read in a year. These box-and-whisker plots show the results. Which class has a range that is higher?



- Isabelle's class
 They are equal
 William's class

Show your work

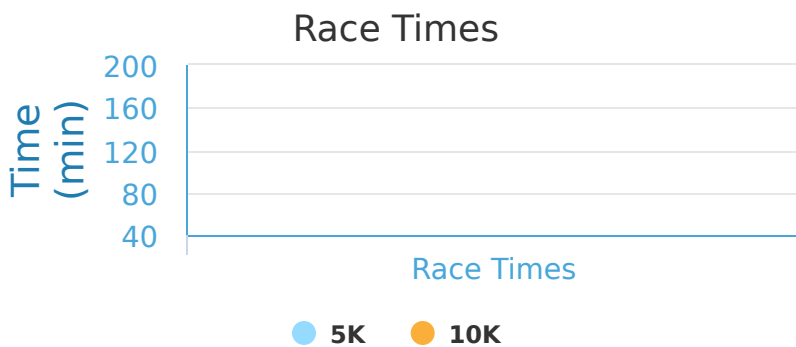
#11 The graph below shows the average delay time for flights between a local and an international company. What is the minimum value?



- 120 hours 50 hours
 40 hours 60 hours

Show your work

#12 A local sports store hosted a race in which people could choose to run 5 kilometers or 10 kilometers. Below is the chart of the times it took people of both sections to finish. Which group has a value of the lower quartile that is lower?



- 5K They are equal 10K

Show your work

Question	Answer
#1	choice 1
#2	choice 1
#3	choice 1
#4	choice 3
#5	choice 2
#6	choice 4
#7	choice 4
#8	choice 1
#9	choice 2
#10	choice 1
#11	choice 2
#12	choice 3