


#1

Gavin tracked how many hours he worked every month while going to school. In which month did he work the most?

Hours of Work



- April
- February
- March
- May
- January

Show your work

#2

Use the graph below to find out which year had the highest number of tiger poachings.

Tigers Poached



- 2014
- 2012
- 2011
- 2010
- 2013

Show your work

#3

The government has the graph below that shows how many women are working in manual labour jobs. Which year had the most women in manual labour jobs?

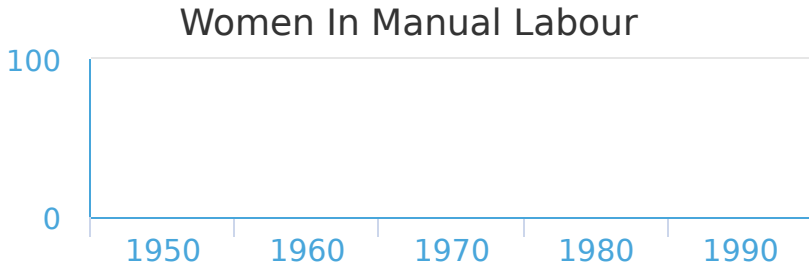
Women In Manual Labour



- 1960
- 1970
- 1990
- 1950
- 1980

Show your work

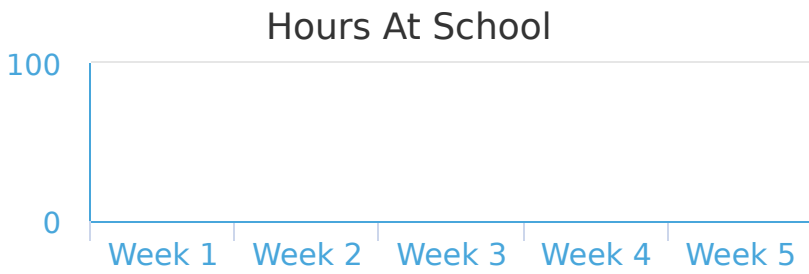
#4 The government has the graph below that shows how many women are working in manual labour jobs. Which year had the most women in manual labour jobs?



- 1950
- 1980
- 1990
- 1970
- 1960

Show your work

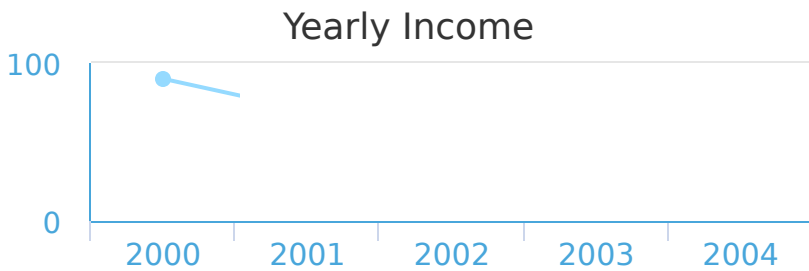
#5 The graph below shows how many hours Aiden spent at school over 5 weeks. Which week did he spend the most time at school?



- Week 3
- Week 1
- Week 2
- Week 5
- Week 4

Show your work

#6 A company distributes the following graph that shows yearly income. Which year did they make the most?



- 2004
- 2003
- 2000
- 2002
- 2001

Show your work

#7

The graph below shows how many hours Emily spent at school over 5 weeks. Which week did she spend the most time at school?

Hours At School




- Week 5 Week 3 Week 1
 Week 4 Week 2

Show your work

#8

Lily tracked how many hours she worked every month while going to school. In which month did she work the most?

Hours of Work



- February March May
 January April

Show your work

#9

Wehire Inc. has the graph below to show how many employees they've had over the year. In which year did they have the most employees?


Wehire Inc. Employee Count



- 2003 2004 2002
 2000 2001

Show your work

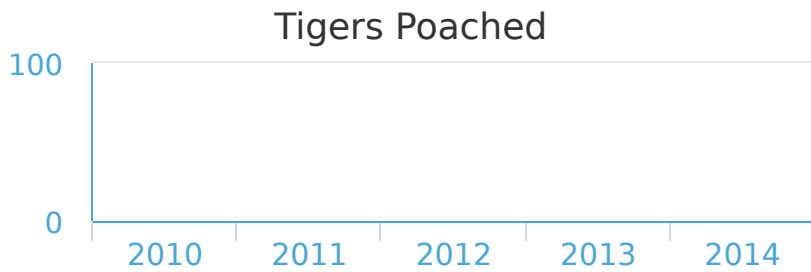
#10 Use the graph below to find in which year the most forest was destroyed.



- 2004
- 2003
- 2001
- 2000
- 2002

Show your work

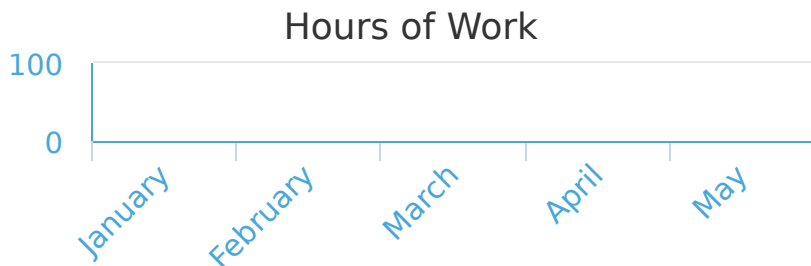
#11 Use the graph below to find out which year had the highest number of tiger poachings.



- 2013
- 2011
- 2012
- 2010
- 2014

Show your work

#12 Darren tracked how many hours he worked every month while going to school. In which month did he work the most?



- March
- May
- February
- April
- January

Show your work

Question	Answer
#1	choice 4
#2	choice 1
#3	choice 2
#4	choice 2
#5	choice 3
#6	choice 3
#7	choice 1
#8	choice 3
#9	choice 3
#10	choice 4
#11	choice 5
#12	choice 4