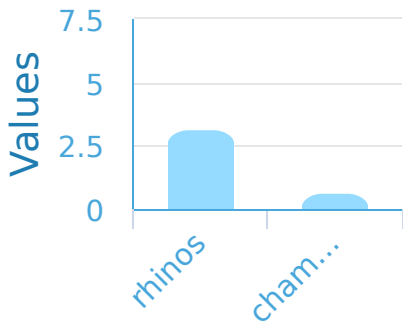
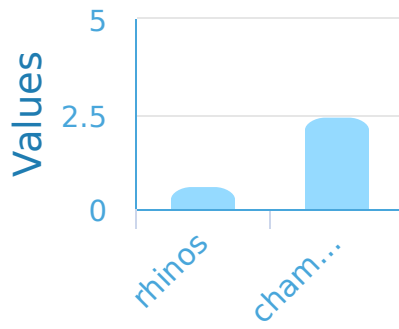


#1

At the zoo Darren saw 5 rhinos and 1 chameleon. Which bar graph corresponds to what Darren saw?

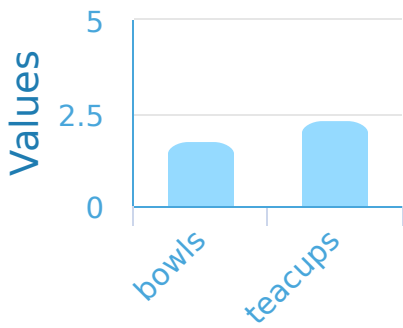


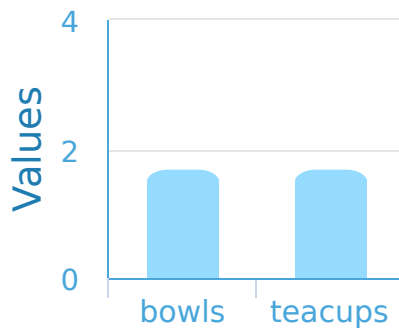


Show your work

#2

In Sarah's kitchen there are 3 bowls and 3 teacups. Which bar graph corresponds to the contents of the kitchen?

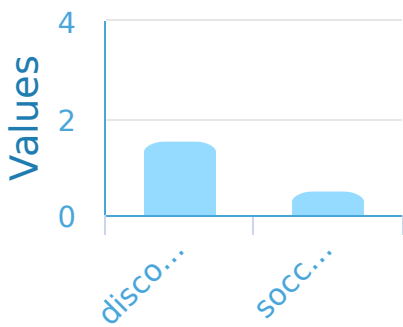


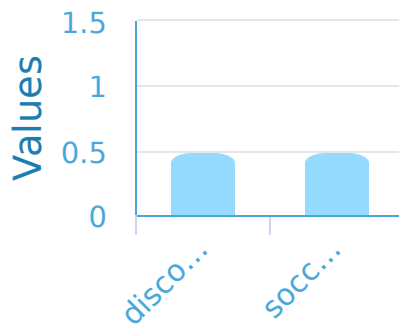


Show your work

#3

Kaylee loves making graphs. At the sphere store she saw 3 disco balls and 1 soccer ball. Which bar graph corresponds to what Kaylee saw?

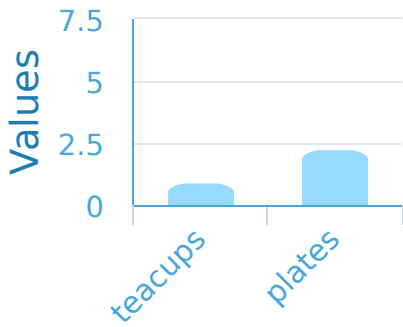


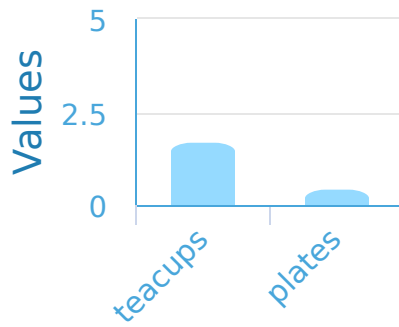


Show your work

#4

In Ashley's kitchen there are 4 teacups and 1 plate. Which bar graph corresponds to the contents of the kitchen?

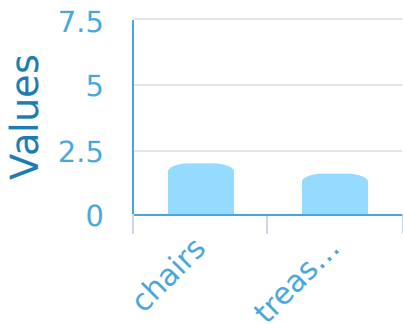


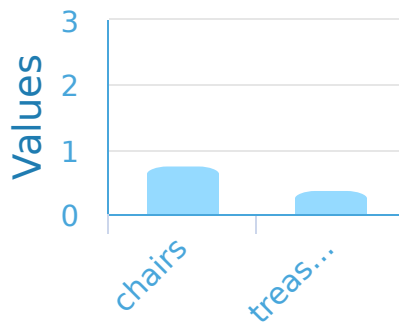


Show your work

#5

For a pirate school assignment Natalie made a chart of the furniture in her room. There are 2 chairs and 1 treasure chest. Which bar graph corresponds to Natalie's furniture?

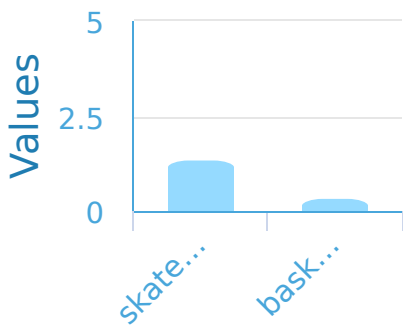


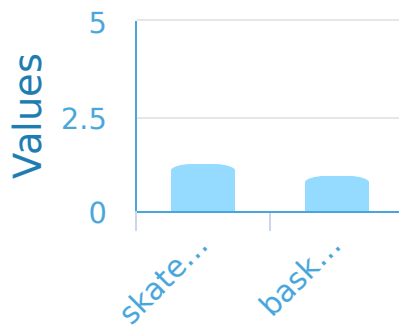


Show your work

#6

Madison is doing inventory at her sporting goods store. She saw 4 skateboards and 1 basketball. Which bar graph corresponds to what Madison saw?

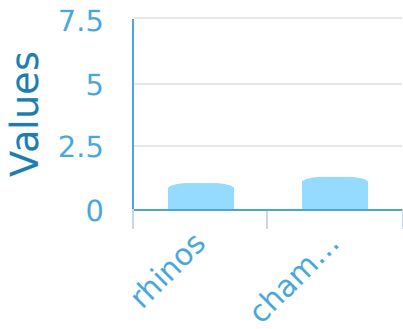


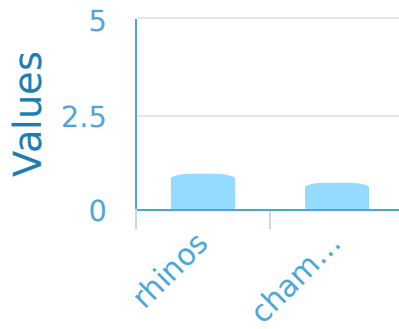


Show your work

#7

At the zoo Jack saw 4 rhinos and 3 chameleons. Which bar graph corresponds to what Jack saw?

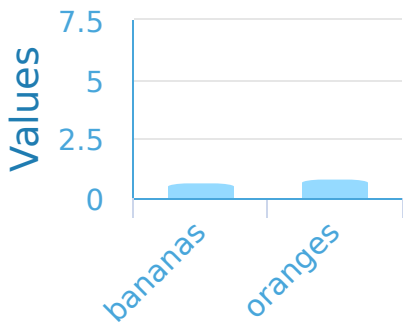


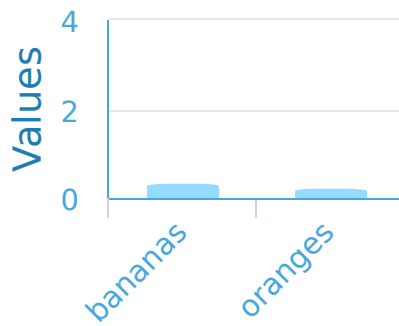


Show your work

#8

Abigail's mom gave her a chart of the fruits she needs to buy. The chart has 3 bananas and 2 oranges. Which bar graph corresponds to what Abigail needs to buy?

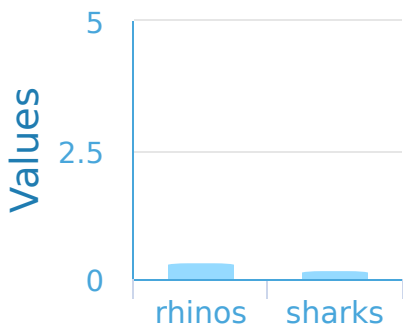


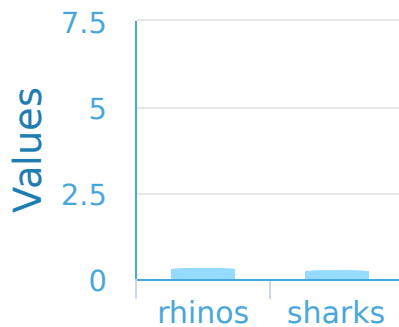


Show your work

#9

At the zoo Isabella saw 5 rhinos and 4 sharks. Which bar graph corresponds to what Isabella saw?

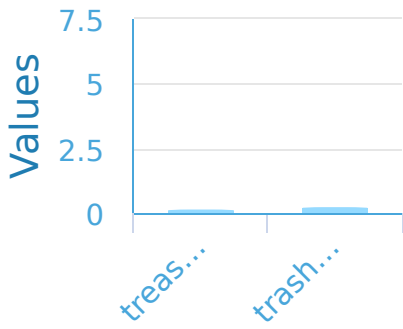


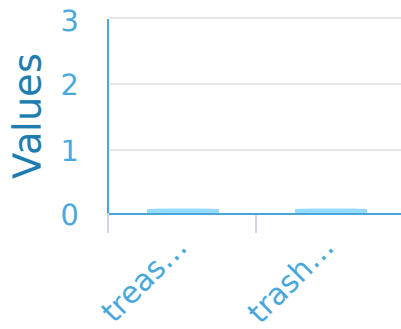


Show your work

#10

For a pirate school assignment Isabella made a chart of the furniture in her room. There are 3 treasure chests and 5 trash cans. Which bar graph corresponds to Isabella's furniture?

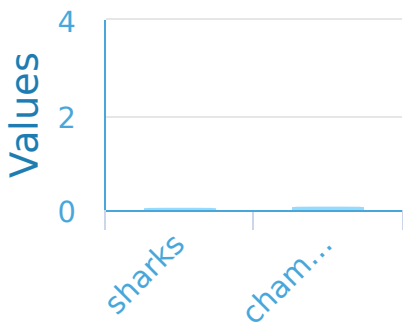


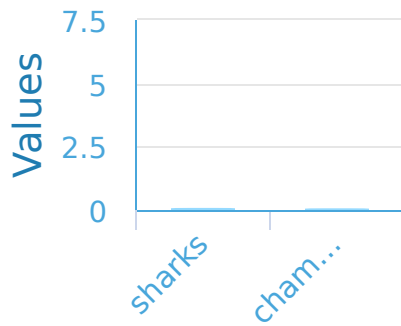


Show your work

#11

At the zoo Addison saw 2 sharks and 3 chameleons. Which bar graph corresponds to what Addison saw?

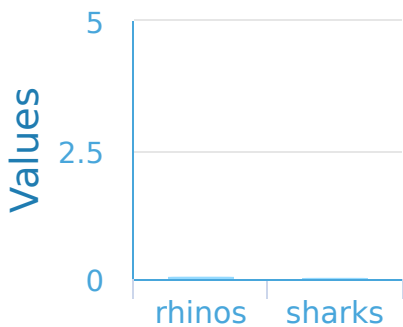


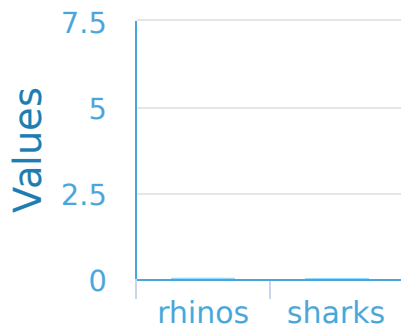


Show your work

#12

At the zoo Isabella saw 5 rhinos and 4 sharks. Which bar graph corresponds to what Isabella saw?





Show your work

Question	Answer
#1	choice 1
#2	choice 2
#3	choice 1
#4	choice 2
#5	choice 2
#6	choice 1
#7	choice 2
#8	choice 2
#9	choice 2
#10	choice 1
#11	choice 1
#12	choice 2