

#1

Noah is a referee for a football league. He made a chart of the number of penalties he has given each team. Use the data below to complete the pictograph.

Penalties Given			
Team Name	Predators	Blue Bombers	Marauders
Penalties	1	5	4




Show your work

#2

Olivia is covered in ants. The table below shows where on her body the ants are located. Use the data below to complete the pictograph.

Ant Location			
Location	Arm	Stomach	Leg
Number of Ants	2	8	10




Show your work

#3

At Mackenzie Elementary School students in the grade 2 class compare the number of action figures owned. Use the data below to complete the pictograph.

Action Figures owned			
Name	Michael	Olivia	Alexander
Number	6	1	9



Show your work

#4

Alexander made a table of the number tigers he saw on safari. Use the data below to complete the pictograph.

Tigers Seen			
Day	Monday	Tuesday	Wednesday
Tigers	3	9	0



Show your work

#5

Elizabeth is a galactic explorer looking for habital planets and has arrived at a new solar system, Gliese 581. She wants to mark the number of moons around each planet in a graph. Use the data below to complete the pictograph.

Moons Around Planets			
Planet	Gliese 581 b	Gliese 581 c	Gliese 581 d
Moon	2	7	3



Show your work

#6

Abigail lives in the rainy city of Vancouver. She made a chart of the number of times she had to use an umbrella each month. Use the data below to complete the pictograph.

Umbrellas Used Each Month			
Month	January	Febuary	March
Umbrellas	2	1	3



Show your work

#7

Hailey frequently flies for business. She made a chart of the number of flights made each month. Use the data below to complete the pictograph.

Flights Made

Month	January	Febuary	March
Flights	0	2	9



Show your work

#8

Owen is a galactic explorer looking for habital planets and has arrived at a new solar system, Gliese 581. He wants to mark the number of moons around each planet in a graph. Use the data below to complete the pictograph.

Moons Around Planets

Planet	Gliese 581 b	Gliese 581 c	Gliese 581 d
Moon	4	9	2



Show your work

#9

Landon frequently flies for business. He made a chart of the number of flights made each month. Use the data below to complete the pictograph.

Flights Made

Month	January	Febuary	March
Flights	4	8	3




Show your work

#10

Ethan is a galactic explorer looking for habital planets and has arrived at a new solar system, Gliese 581. He wants to mark the number of moons around each planet in a graph. Use the data below to complete the pictograph.

Moons Around Planets

Planet	Gliese 581 b	Gliese 581 c	Gliese 581 d
Moon	0	10	5



Show your work

#11

The grade 4 class at Joseph Elementary School made a chart of the number of presents each of them gave for Christmas. Use the data below to complete the pictograph.

Presents Given

Name	Sophia	Daniel	Owen
Number	10	3	10




Show your work

#12

Dahlia made a table of the baskets she made at practice. Use the data below to complete the pictograph.

Baskets made

Day	Monday	Tuesday	Wednesday
Baskets	0	8	6



Show your work

Question	Answer
#1	1, 5, 4
#2	2, 8, 10
#3	6, 1, 9
#4	3, 9, 0
#5	2, 7, 3
#6	2, 1, 3
#7	0, 2, 9
#8	4, 9, 2
#9	4, 8, 3
#10	0, 10, 5
#11	10, 3, 10
#12	0, 8, 6