

#1

Grace is a galactic explorer looking for habital planets and has arrived at a new solar system, Gliese 581. She wants to mark the number of moons around each planet in a graph. Use the data below to complete the pictograph.

Moons Around Planets

Planet	Gliese 581 b	Gliese 581 c	Gliese 581 d
Moon	6	9	3



Show your work

#2

Noah made a table of the number tigers he saw on safari. Use the data below to complete the pictograph.

Tigers Seen

Day	Monday	Tuesday	Wednesday
Tigers	2	9	8




Show your work

#3

While playing musical chairs, a chart was made for how many chairs several of the kids sat in before they were eliminated. Use the data below to complete the pictograph.

Chairs Sat In

Name	Michael	Logan	Matthew
Chairs	2	2	5




Show your work

#4

Caden is covered in ants. The table below shows where on his body the ants are located. Use the data below to complete the pictograph.

Ant Location			
Location	Arm	Stomach	Leg
Number of Ants	2	7	2



Show your work

#5

Emma is a referee for a football league. She made a chart of the number of penalties she has given each team. Use the data below to complete the pictograph.

Penalties Given			
Team Name	Predators	Blue Bombers	Marauders
Penalties	5	4	3




Show your work

#6

The grade 4 class at Logan Elementary School made a chart of the number of presents each of them gave for Christmas. Use the data below to complete the pictograph.

Presents Given			
Name	Cameron	Ava	Brayden
Number	3	6	8




Show your work

#7

Grace is covered in ants. The table below shows where on her body the ants are located. Use the data below to complete the pictograph.

Ant Location			
Location	Arm	Stomach	Leg
Number of Ants	10	6	7



Show your work

#8

Elizabeth frequently flies for business. She made a chart of the number of flights made each month. Use the data below to complete the pictograph.

Flights Made			
Month	January	Febuary	March
Flights	2	10	1



Show your work

#9

Maya is covered in ants. The table below shows where on her body the ants are located. Use the data below to complete the pictograph.

Ant Location			
Location	Arm	Stomach	Leg
Number of Ants	10	7	2



Show your work

#10

Anna frequently flies for business. She made a chart of the number of flights made each month. Use the data below to complete the pictograph.

Month	January	Febuary	March
Flights	10	7	1



Show your work

#11

Darren made a table of the number tigers he saw on safari. Use the data below to complete the pictograph.

Day	Monday	Tuesday	Wednesday
Tigers	5	1	7



Show your work

#12

Makayla frequently flies for business. She made a chart of the number of flights made each month. Use the data below to complete the pictograph.

Month	January	Febuary	March
Flights	0	3	3



Show your work

Question	Answer
#1	6, 9, 3
#2	2, 9, 8
#3	2, 2, 5
#4	2, 7, 2
#5	5, 4, 3
#6	3, 6, 8
#7	10, 6, 7
#8	2, 10, 1
#9	10, 7, 2
#10	10, 7, 1
#11	5, 1, 7
#12	0, 3, 3