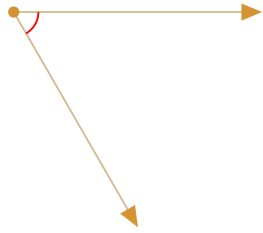


#1

What is the measurement of this angle?  
Choose the best estimate.

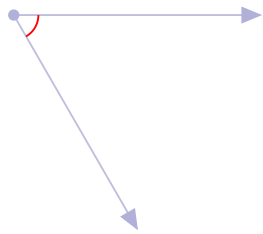


- 5 degrees                       60 degrees  
 30 degrees                       90 degrees

Show your work

#2

What is the measurement of this angle?  
Choose the best estimate.

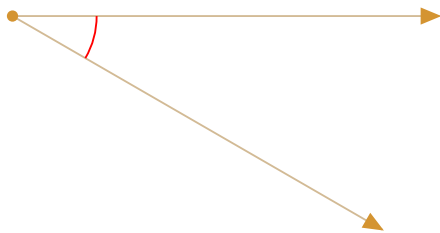


- 60 degrees                       5 degrees  
 90 degrees                       30 degrees

Show your work

#3

What is the measurement of this angle?  
Choose the best estimate.




- 5 degrees                       60 degrees  
 30 degrees                       90 degrees

Show your work



#4

What is the measurement of this angle?  
Choose the best estimate.

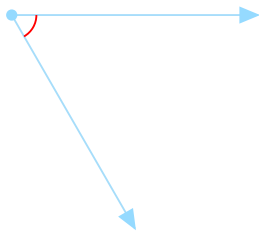


- 90 degrees                       60 degrees  
 45 degrees                       15 degrees

Show your work

#5

What is the measurement of this angle?  
Choose the best estimate.




- 90 degrees                       5 degrees  
 15 degrees                       60 degrees

Show your work

#6

What is the measurement of this angle?  
Choose the best estimate.

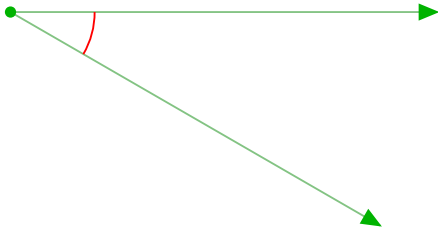


- 60 degrees                       5 degrees  
 30 degrees                       90 degrees

Show your work

#7

What is the measurement of this angle?  
Choose the best estimate.

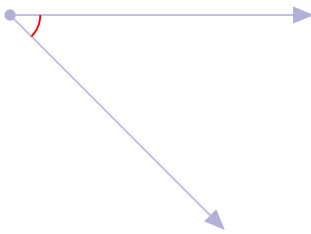


- 90 degrees                       60 degrees  
 30 degrees                       5 degrees

Show your work

#8

What is the measurement of this angle?  
Choose the best estimate.



- 5 degrees                       90 degrees  
 15 degrees                       45 degrees

Show your work

#9

What is the measurement of this angle?  
Choose the best estimate.




- 90 degrees                       60 degrees  
 30 degrees                       5 degrees

Show your work



#10

What is the measurement of this angle?  
Choose the best estimate.




- 60 degrees                       30 degrees  
 90 degrees                       5 degrees

Show your work

#11

What is the measurement of this angle?  
Choose the best estimate.

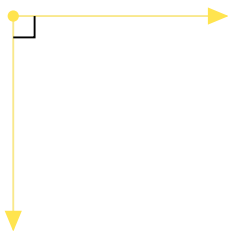


- 15 degrees                       90 degrees  
 60 degrees                       45 degrees

Show your work

#12

What is the measurement of this angle?  
Choose the best estimate.



- 45 degrees                       5 degrees  
 90 degrees                       60 degrees

Show your work

Question	Answer
#1	choice 2
#2	choice 1
#3	choice 3
#4	choice 4
#5	choice 4
#6	choice 3
#7	choice 3
#8	choice 4
#9	choice 3
#10	choice 2
#11	choice 1
#12	choice 3