




#1

Is this shape open or closed?

☐

Open


☐

Closed

Show your work

#2

Is this shape open or closed?

☐

Open


☐

Closed

Show your work

#3

Is this shape open or closed?

☐

Open

☐


Closed

Show your work



#4

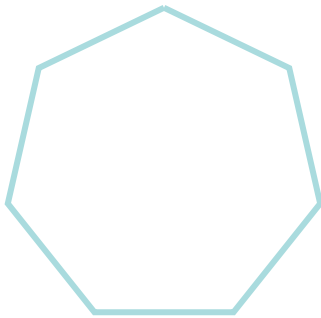
Is this shape open or closed?

☐ Closed☐ Open

Show your work

#5


Is this shape open or closed?

☐ Open☐ Closed

Show your work

#6

Is this shape open or closed?

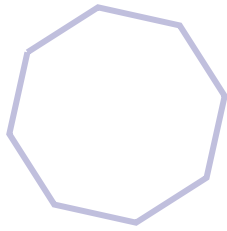
☐ Open☐ Closed

Show your work



#7

Is this shape open or closed?

☐

Open

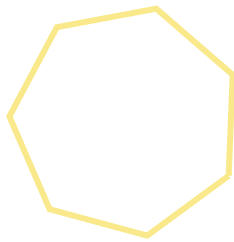
☐

Closed

Show your work

#8

Is this shape open or closed?

☐

Closed

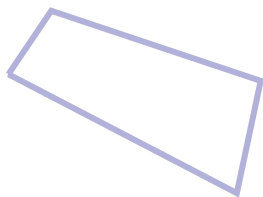
☐

Open

Show your work

#9

Is this shape open or closed?

☐

Open

☐


Closed

Show your work



#10

Is this shape open or closed?

☐ Closed☐ Open

Show your work

#11


Is this shape open or closed?

☐ Open☐ Closed

Show your work

#12

Is this shape open or closed?

☐ Closed☐ Open

Show your work

Question	Answer
#1	choice 2
#2	choice 2
#3	choice 1
#4	choice 2
#5	choice 2
#6	choice 2
#7	choice 2
#8	choice 1
#9	choice 2
#10	choice 2
#11	choice 1
#12	choice 1