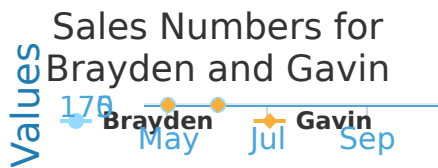


#1

Brayden and Gavin both sell computers at The Best Computer Store. The graph below shows the number of sales that each of them make during different months. How many computers did Gavin sell during May?

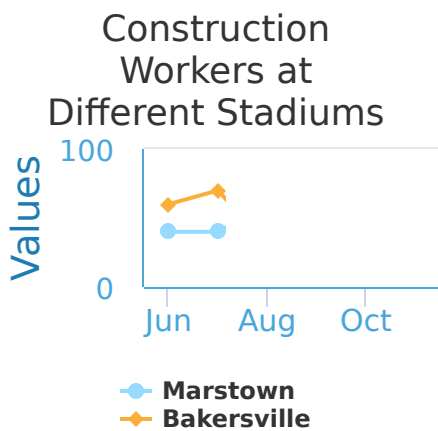


computers sold

Show your work

#2

Both Marstown and Bakersville are building new football stadiums. The graph below shows the number of workers during various months for both cities. How many workers are there in Marstown during June?

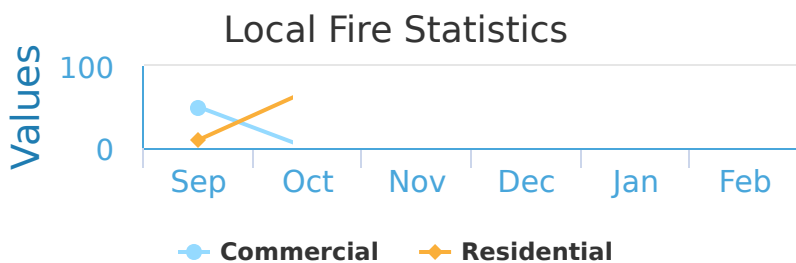


workers

Show your work

#3

The County Fire Department keeps track of fire statistics for each month. How many fires were Commercial during November?

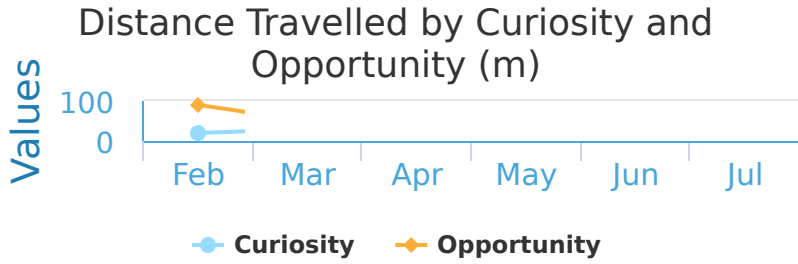


- 73
- 69
- 70
- 58

Show your work

#4

Curiosity and Opportunity are rovers on Mars. The graph below shows the number of meters travelled by Curiosity and Opportunity each month. How many meters did Curiosity travel during April?

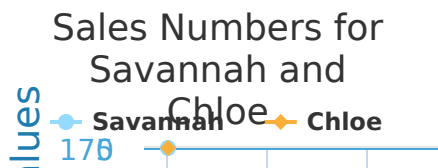


- 20
- 14
- 17
- 24

Show your work

#5

Savannah and Chloe both sell computers at The Best Computer Store. The graph below shows the number of sales that each of them make during different months. How many computers did Savannah sell during November?

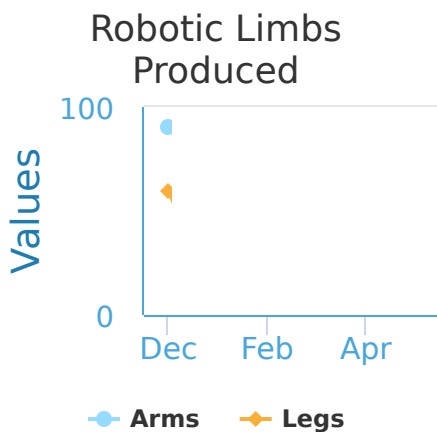


computers sold

Show your work

#6

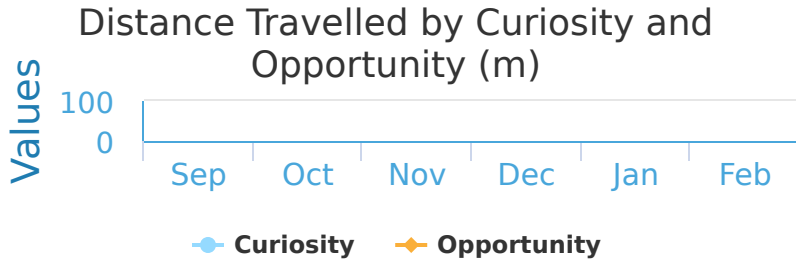
Ultra Robotics makes robotic prosthetics to restore peoples mobility. They produce robotic legs and arms based on demand. How many Robotic Legs did they produce during February?



Legs

Show your work

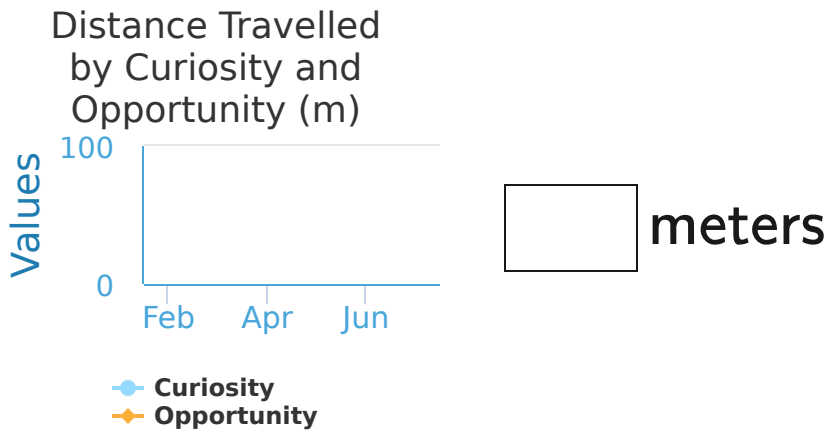
#7 Curiosity and Opportunity are rovers on Mars. The graph below shows the number of meters travelled by Curiosity and Opportunity each month. How many meters did Opportunity travel during November?



- 28
- 42
- 44
- 40

Show your work

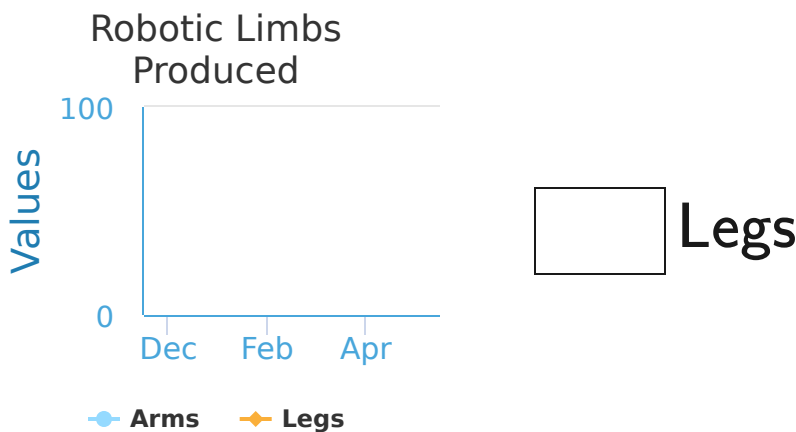
#8 Curiosity and Opportunity are rovers on Mars. The graph below shows the number of meters travelled by Curiosity and Opportunity each month. How many meters did Opportunity travel during May?



meters

Show your work

#9 Ultra Robotics makes robotic prosthetics to restore peoples mobility. They produce robotic legs and arms based on demand. How many Robotic Legs did they produce during January?



Legs

Show your work

#10

The County Fire Department keeps track of fire statistics for each month. How many fires were Residential during October?

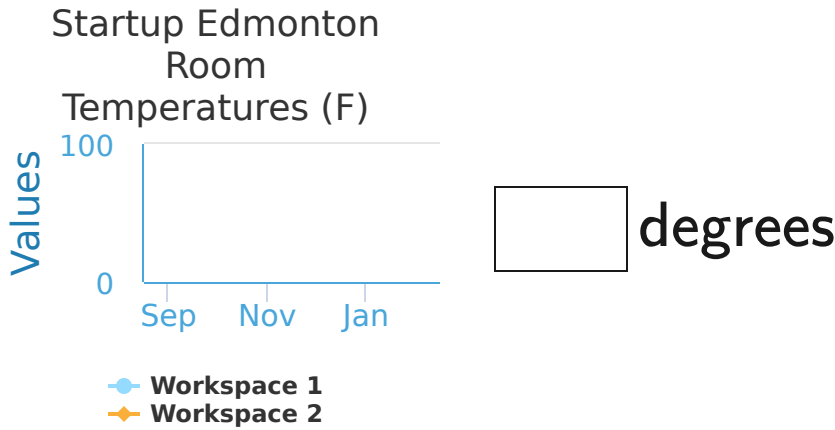


- 23
- 22
- 20
- 15

Show your work

#11

Startup Edmonton's building temperature fluctuates wildly. The graph below shows the temperature of workspace 1 and 2 during different months. What is the temperature in Workspace 1 during September?

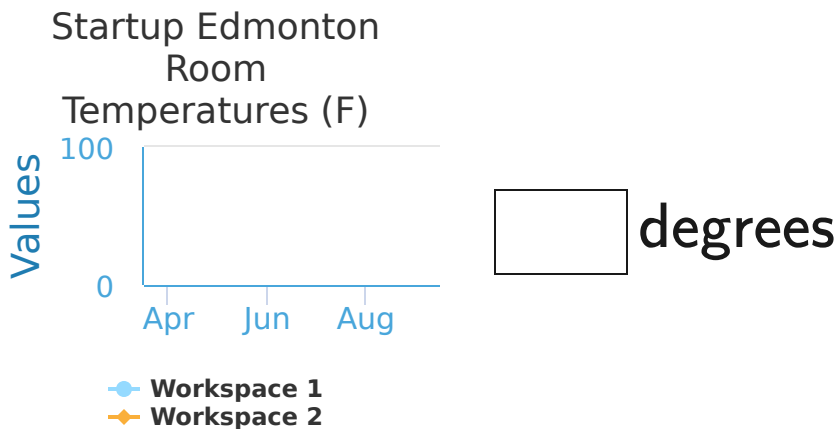


degrees

Show your work

#12

Startup Edmonton's building temperature fluctuates wildly. The graph below shows the temperature of workspace 1 and 2 during different months. What is the temperature in Workspace 1 during May?



degrees

Show your work

Question	Answer
#1	50
#2	40
#3	70
#4	20
#5	20
#6	100
#7	40
#8	0
#9	40
#10	20
#11	40
#12	90