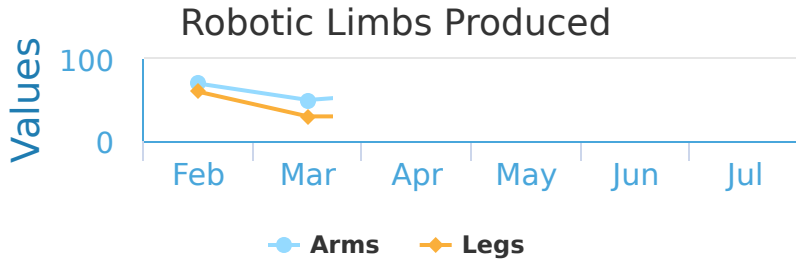


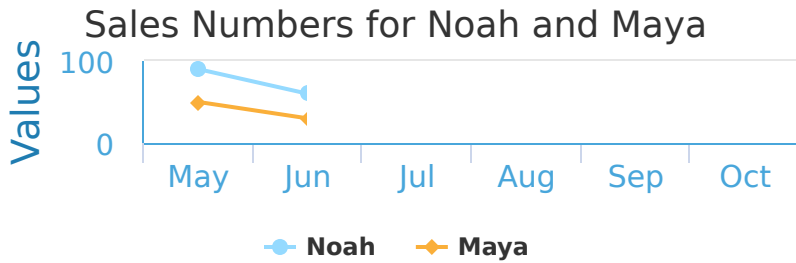
#1 Ultra Robotics makes robotic prosthetics to restore peoples mobility. They produce robotic legs and arms based on demand. How many Robotic Arms did they produce during May?



- 90
- 114
- 112
- 100

Show your work

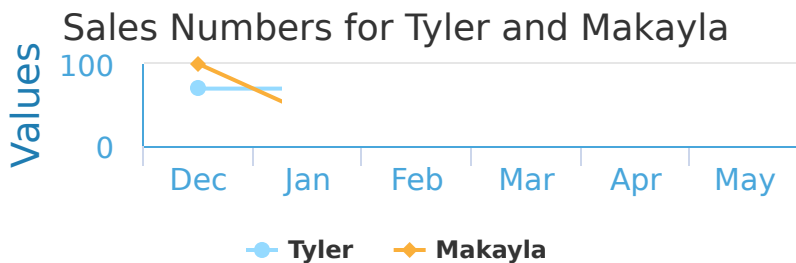
#2 Noah and Maya both sell computers at The Best Computer Store. The graph below shows the number of sales that each of them make during different months. How many computers did Maya sell during June?



- 30
- 33
- 31
- 36

Show your work

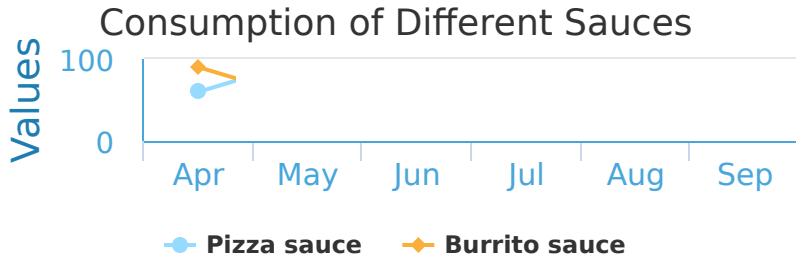
#3 Tyler and Makayla both sell computers at The Best Computer Store. The graph below shows the number of sales that each of them make during different months. How many computers did Tyler sell during February?



- 30
- 36
- 29
- 23

Show your work


#4 The graph below shows the consumption of two different sauces during various months. How many servings of Burrito sauce did people consume during May?



- 48 50
 64 63

Show your work

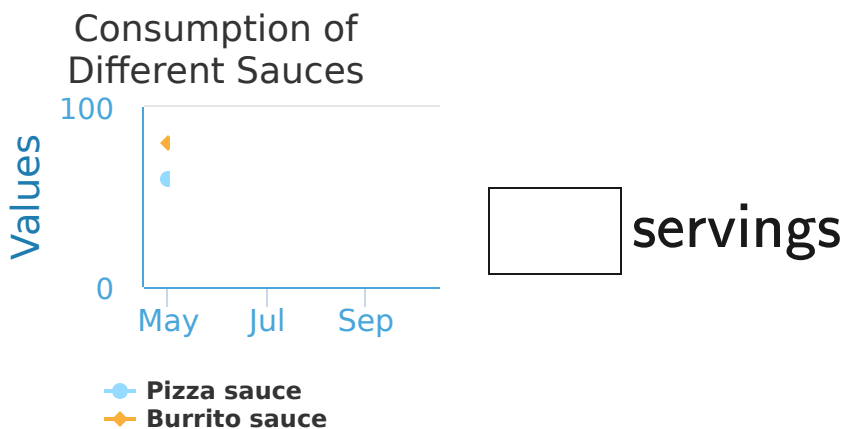
#5 The graph below shows the number of non fiction and fiction books that were checked out of the public library during different months. How many Fiction books were checked out during June?



- 74 83
 100 123

Show your work

#6 The graph below shows the consumption of two different sauces during various months. How many servings of Burrito sauce did people consume during June?



servings

Show your work

#7

Curiosity and Opportunity are rovers on Mars. The graph below shows the number of meters travelled by Curiosity and Opportunity each month. How many meters did Opportunity travel during June?



- 76
- 93
- 81
- 80

Show your work

#8

Kayla is an astronomer and she records data relating to Mars. The graph below shows the number of asteroid impacts that hit the Martian moons Phobos and Deimos during different months. How many asteroids hit Deimos during January?

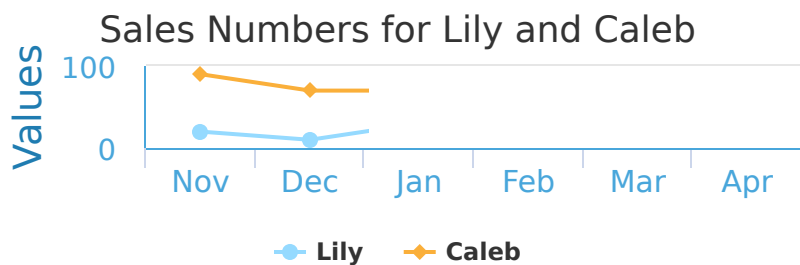


asteroid impacts

Show your work

#9

Lily and Caleb both sell computers at The Best Computer Store. The graph below shows the number of sales that each of them make during different months. How many computers did Lily sell during January?

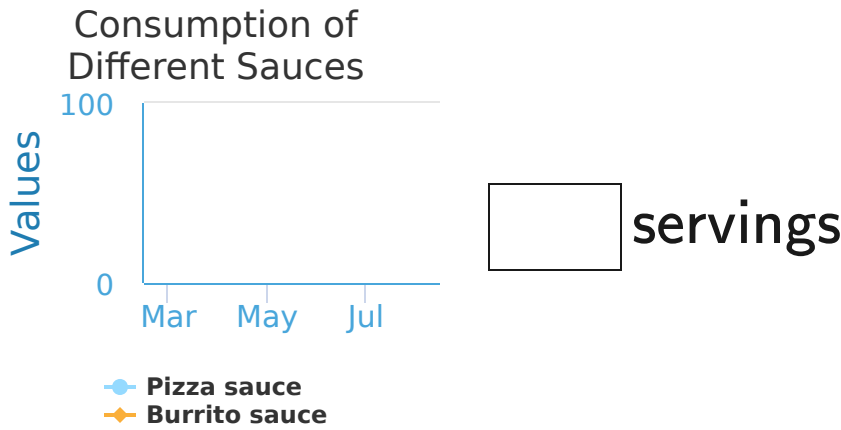


- 27
- 30
- 39
- 38

Show your work

#10

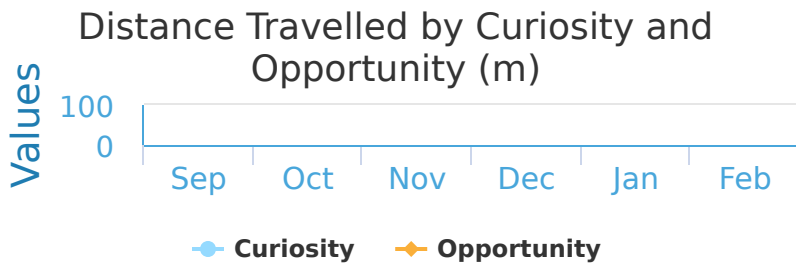
The graph below shows the consumption of two different sauces during various months. How many servings of Pizza sauce did people consume during May?



Show your work

#11

Curiosity and Opportunity are rovers on Mars. The graph below shows the number of meters travelled by Curiosity and Opportunity each month. How many meters did Opportunity travel during November?

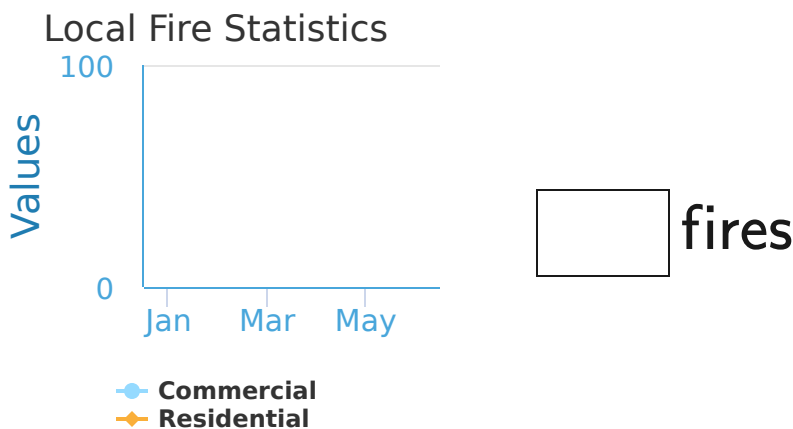


- 28 42
 44 40

Show your work

#12

The County Fire Department keeps track of fire statistics for each month. How many fires were Residential during April?



Show your work

Question	Answer
#1	90
#2	30
#3	30
#4	50
#5	100
#6	60
#7	80
#8	0
#9	30
#10	90
#11	40
#12	80