


#1

Jackson made a table of the number tigers he saw on safari. Use the data below to complete the pictograph.

Tigers Seen

Day	Monday	Tuesday	Wednesday	Thursday
Tigers	8	7	5	3



Show your work

#2

At Nathan Elementary School students in the grade 2 class compare the number of action figures owned. Use the data below to complete the pictograph.

Action Figures owned

Name	Tyler	Savannah	Lauren	Isabelle
Number	2	3	5	2




Show your work

#3

Aiden made a table of the number tigers he saw on safari. Use the data below to complete the pictograph.

Tigers Seen

Day	Monday	Tuesday	Wednesday	Thursday
Tigers	3	0	0	9




Show your work

#4

Angela made a table of the number tigers she saw on safari. Use the data below to complete the pictograph.

Day	Monday	Tuesday	Wednesday	Thursday
Tigers	4	2	0	1




Show your work

#5

Mackenzie made a table of the baskets she made at practice. Use the data below to complete the pictograph.

Day	Monday	Tuesday	Wednesday	Thursday
Baskets	0	10	9	6

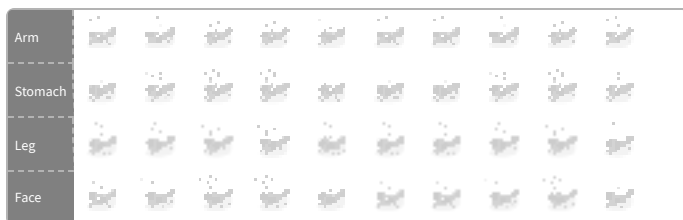


Show your work

#6

Mackenzie is covered in ants. The table below shows where on her body the ants are located. Use the data below to complete the pictograph.

Location	Arm	Stomach	Leg	Face
Number of Ants	6	6	9	0



Show your work

#7

Addison frequently flies for business. She made a chart of the number of flights made each month. Use the data below to complete the pictograph.

Flights Made				
Month	January	February	March	April
Flights	10	5	2	3

January										
February										
March										
April										

Show your work

#8

Dylan is a galactic explorer looking for habital planets and has arrived at a new solar system, Gliese 581. He wants to mark the number of moons around each planet in a graph. Use the data below to complete the pictograph.

Moons Around Planets				
Planet	Gliese 581 b	Gliese 581 c	Gliese 581 d	Gliese 581 e
Moons	8	2	2	2

Gliese 581 B									
Gliese 581 C									
Gliese 581 D									
Gliese 581 E									

Show your work

#9

Lauren frequently flies for business. She made a chart of the number of flights made each month. Use the data below to complete the pictograph.

Flights Made				
Month	January	February	March	April
Flights	4	9	4	8

January									
February									
March									
April									

Show your work

#10

At Ethan Elementary School students in the grade 2 class compare the number of action figures owned. Use the data below to complete the pictograph.

Action Figures owned				
Name	Kaitlyn	Brayden	Ella	Addison
Number	6	4	2	5




Show your work

#11

Olivia made a table of the baskets she made at practice. Use the data below to complete the pictograph.

Baskets made				
Day	Monday	Tuesday	Wednesday	Thursday
Baskets	5	8	4	6



Show your work

#12

The grade 4 class at Andrew Elementary School made a chart of the number of presents each of them gave for Christmas. Use the data below to complete the pictograph.

Presents Given				
Name	William	Ethan	Anthony	Alyssa
Number	7	1	5	2



Show your work

Question	Answer
#1	8, 7, 5, 3
#2	2, 3, 5, 2
#3	3, 0, 0, 9
#4	4, 2, 0, 1
#5	0, 10, 9, 6
#6	6, 6, 9, 0
#7	10, 5, 2, 3
#8	8, 2, 2, 2
#9	4, 9, 4, 8
#10	6, 4, 2, 5
#11	5, 8, 4, 6
#12	7, 1, 5, 2