

#1 A county agency recorded the number of donations to several charitable causes over time. How many donation were made to Education in November?

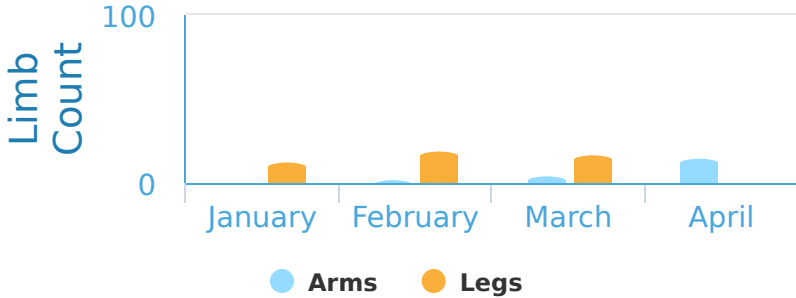
Donations per Cause for November and December

donations

Show your work

#2 Ultra Robotics makes robotic prosthetics to restore peoples mobility. They produce robotic legs and arms based on demand. Were there more arms or legs produced in March?

Robotic Limbs Produced per Month

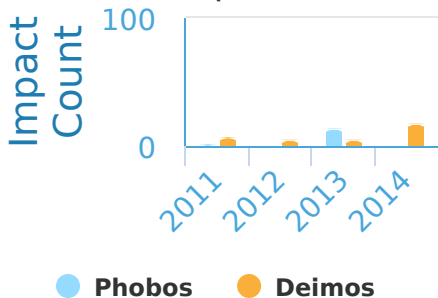


Legs Arms

Show your work

#3 Lauren is an astronomer and she records data relating to Mars. The graph below shows the number of asteroid impacts that hit the Martian moons Phobos and Deimos during different years. How many impacts were there on Phobos in 2011?

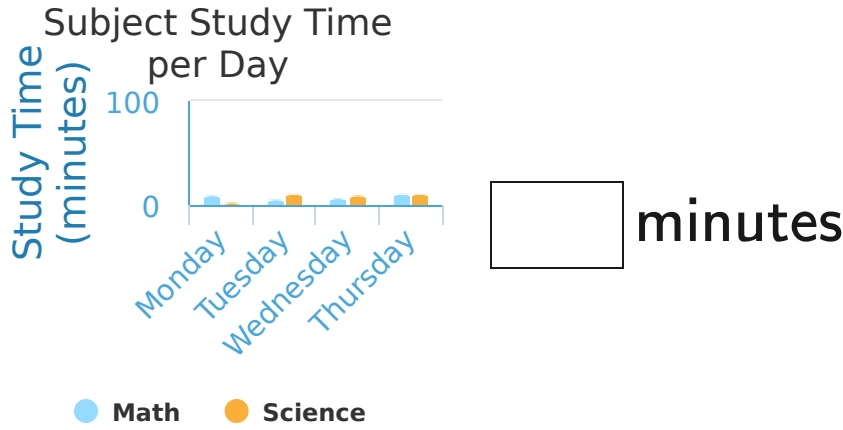
Asteroid Impacts on Phobos and Deimos per Year



impacts

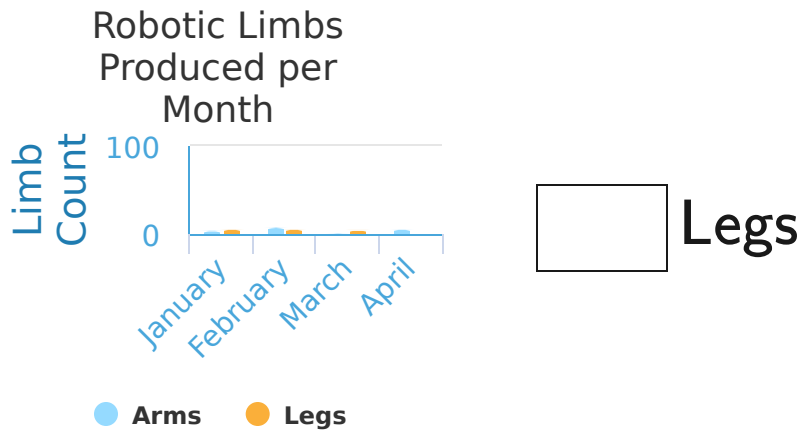
Show your work

#4 Hailey is practicing for finals. She made a graph of the amount of time (minutes) spent on each subject per day. How much time was spent studying Science on Thursday?



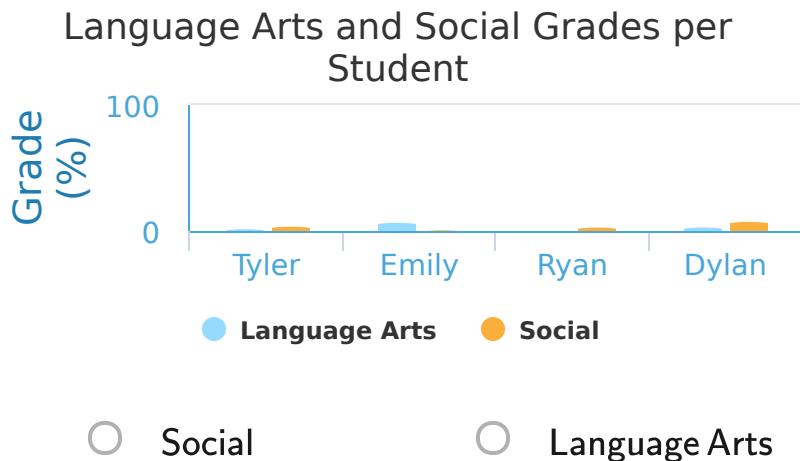
Show your work

#5 Ultra Robotics makes robotic prosthetics to restore peoples mobility. They produce robotic legs and arms based on demand. How many Legs were produced in January?



Show your work

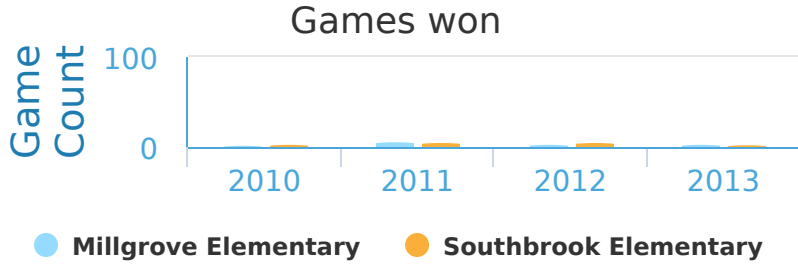
#6 The graph below shows the Language Arts and Social grades for a sample of students in Ethan's grade 6 class. Did Ryan get a better mark on Language Arts or Social?



Show your work

#7

Every year Millgrove Elementary and Southbrook Elementary compete in a ping pong tournament. Who won fewer games in 2012?

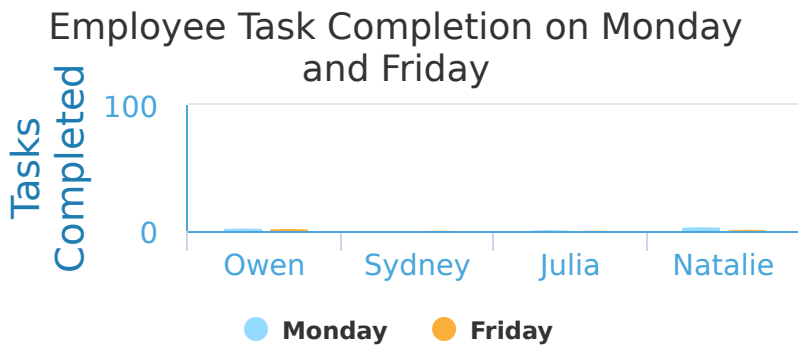


- Southbrook Elementary
- Millgrove Elementary

Show your work

#8

Tyler owns a company and is trying to compare his employees productivity on Monday and Friday. Did Natalie complete fewer tasks on Monday or Friday?

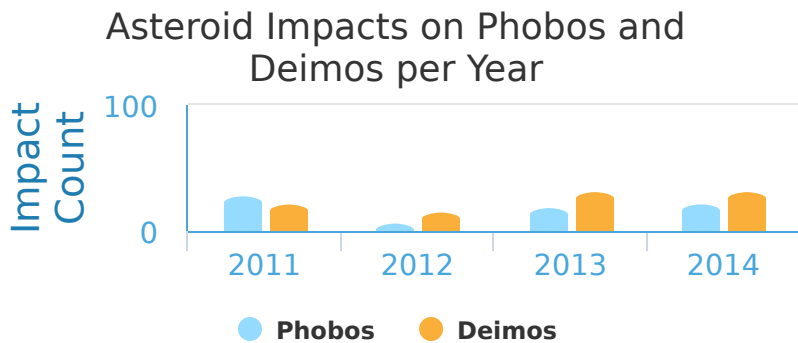


- Monday
- Friday

Show your work

#9

Connor is an astronomer and he records data relating to Mars. The graph below shows the number of asteroid impacts that hit the Martian moons Phobos and Deimos during different years. Which moon had more impacts in 2012?




- Phobos
- Deimos

Show your work

#10

The graph below shows the number of non fiction and fiction books that were checked out of the public library during different months. Which books were checked out more in February?

Fiction and Non Fiction Books Checked Out of the Public Library



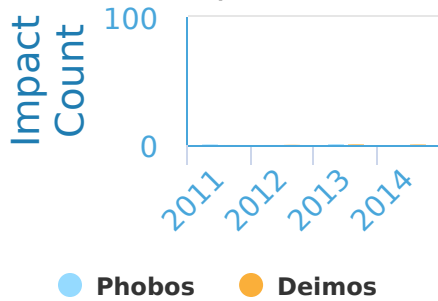
- Fiction
 Non Fiction

Show your work

#11

Angela is an astronomer and she records data relating to Mars. The graph below shows the number of asteroid impacts that hit the Martian moons Phobos and Deimos during different years. How many impacts were there on Phobos in 2014?

Asteroid Impacts on Phobos and Deimos per Year



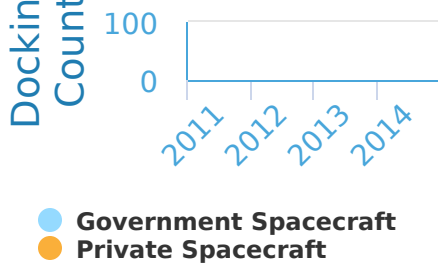
impacts

Show your work

#12

Sophia is on the International Space Station (ISS) and records the number of government and private spacecraft that dock with it. How many times did Government Spacecraft dock with the ISS in 2014?

Private / Public Spacecraft ISS Docking Count per Year



times

Show your work

Question	Answer
#1	60
#2	choice 1
#3	10
#4	80
#5	60
#6	choice 1
#7	choice 2
#8	choice 2
#9	choice 2
#10	choice 1
#11	10
#12	80