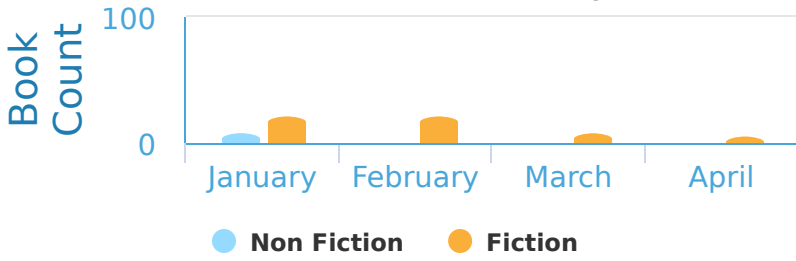


#1 The graph below shows the number of non fiction and fiction books that were checked out of the public library during different months. Which books were checked out more in January?

Fiction and Non Fiction Books Checked Out of the Public Library

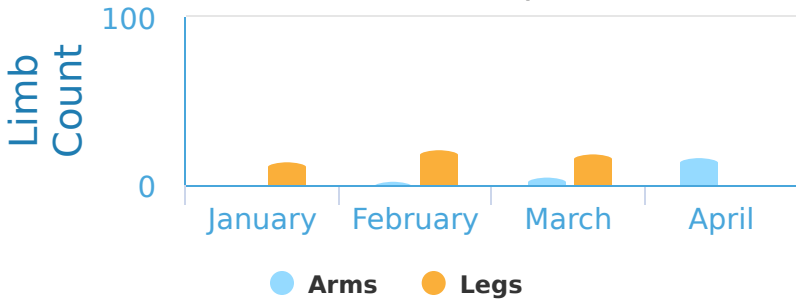


- Non Fiction       Fiction

Show your work

#2 Ultra Robotics makes robotic prosthetics to restore peoples mobility. They produce robotic legs and arms based on demand. Were there more arms or legs produced in March?

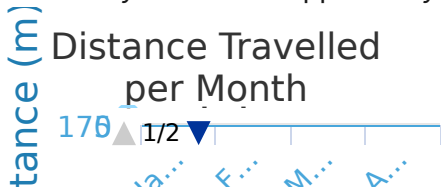
Robotic Limbs Produced per Month



- Legs       Arms

Show your work

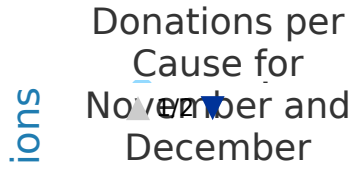
#3 Curiosity and Opportunity are rovers on Mars. How many fewer meters did Curiosity travel than Opportunity in February?



meters less

Show your work

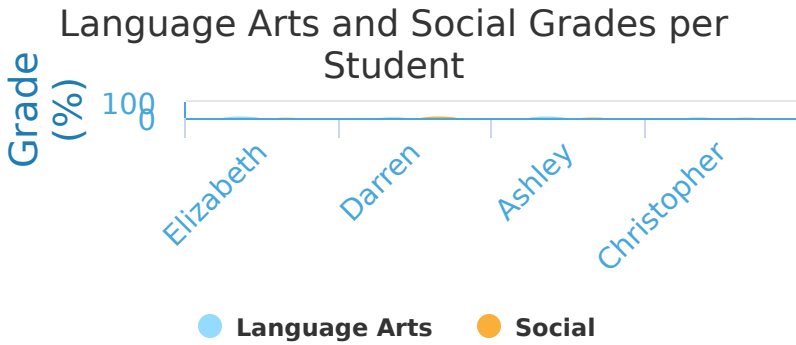
#4 A county agency recorded the number of donations to several charitable causes over time. How many donation were made to Hunger in December?



donations

Show your work

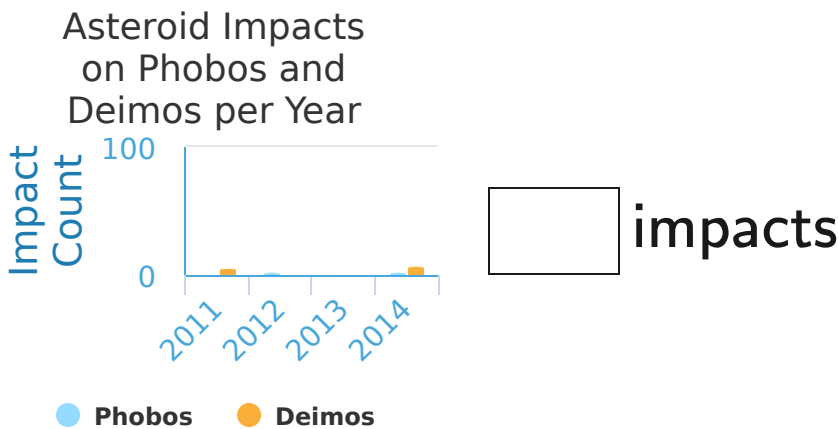
#5 The graph below shows the Language Arts and Social grades for a sample of students in Emily's grade 6 class. Did Christopher get a worse mark on Language Arts or Social?



Language Arts       Social

Show your work

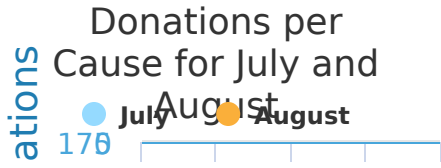
#6 Joseph is an astronomer and he records data relating to Mars. The graph below shows the number of asteroid impacts that hit the Martian moons Phobos and Deimos during different years. How many impacts were there on Phobos in 2011?



impacts

Show your work

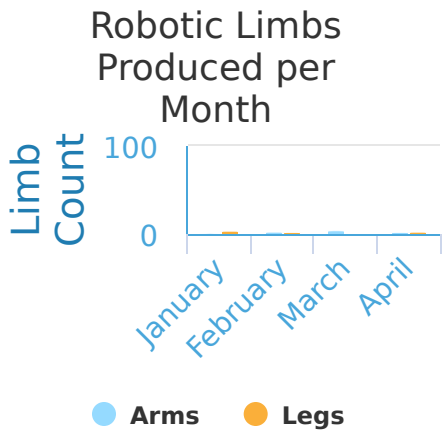
#7 A county agency recorded the number of donations to several charitable causes over time. How many more donations were there for July than August for Education?



more donations

Show your work

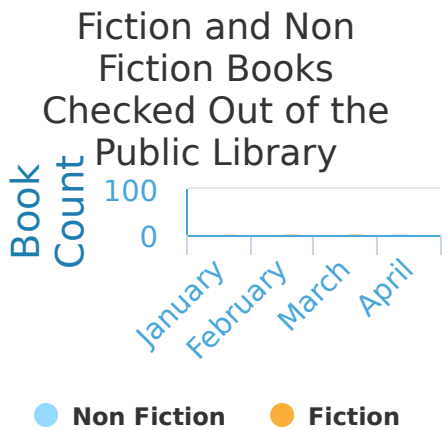
#8 Ultra Robotics makes robotic prosthetics to restore peoples mobility. They produce robotic legs and arms based on demand. How many Legs were produced in February?



Legs

Show your work

#9 The graph below shows the number of non fiction and fiction books that were checked out of the public library during different months. How many Non Fiction books were checked out in February?



books

Show your work

#10

Some students visited nearby zoos to record the number of bears kept there. How many brown bear are at Mountain Zoo?

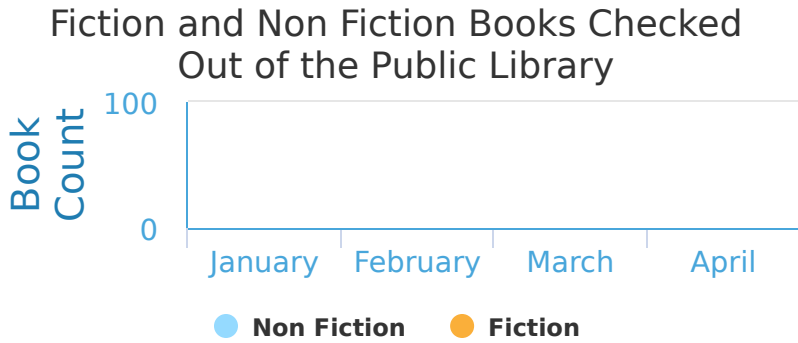


brown bear

Show your work

#11

The graph below shows the number of non fiction and fiction books that were checked out of the public library during different months. Which books were checked out more in March?

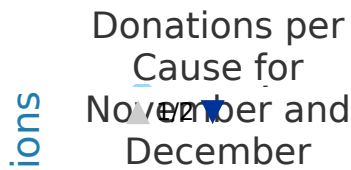


Non Fiction       Fiction

Show your work

#12

A county agency recorded the number of donations to several charitable causes over time. How many donation were made to Hunger in December?



donations

Show your work

Question	Answer
#1	choice 2
#2	choice 1
#3	30
#4	100
#5	choice 2
#6	0
#7	60
#8	50
#9	0
#10	90
#11	choice 1
#12	100